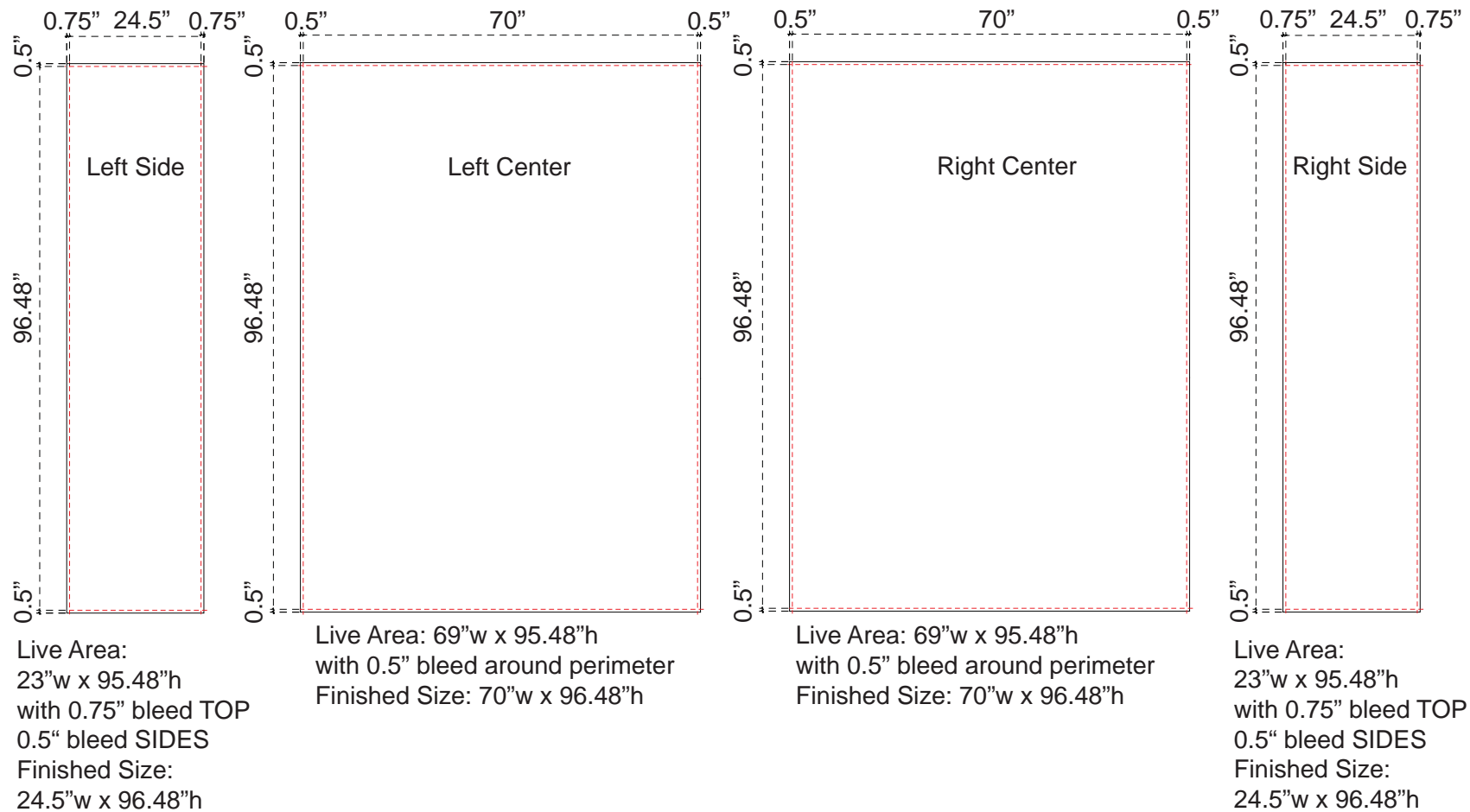


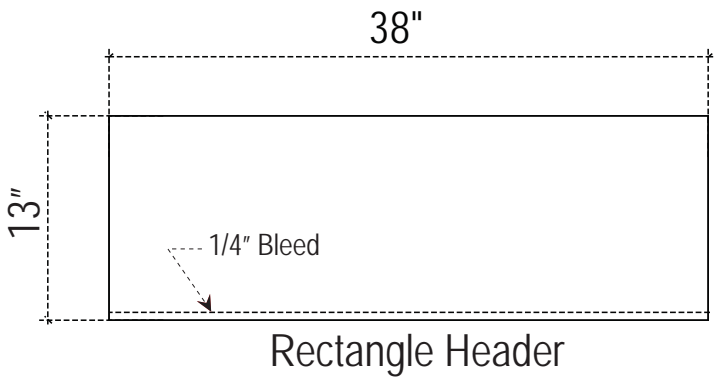
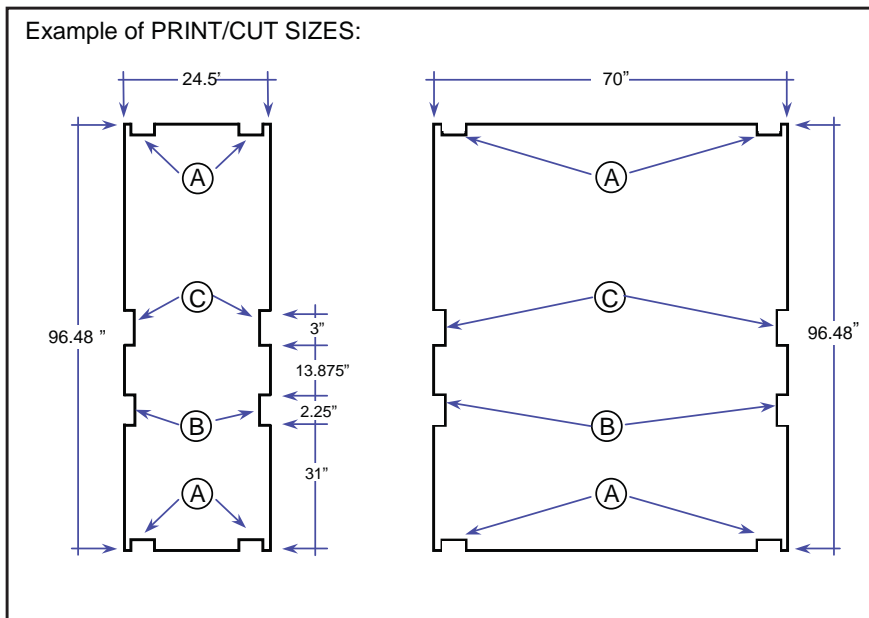
NOTE: These dimensions are for graphic layout purposes. Graphic needs to be cut and test fitted to frame.

NOTE: Graphic files must be @ 150 dpi Finished Size. DO NOT send Flattened Files. Production can not manipulate the content, proportion or color of these files.



NOTE: These dimensions are for graphic layout purposes. Graphic needs to be cut and test fitted to frame.

NOTE: Graphic files must be @ 150 dpi Finished Size. **DO NOT** send Flattened Files. Production can not manipulate the content, proportion or color of these files.



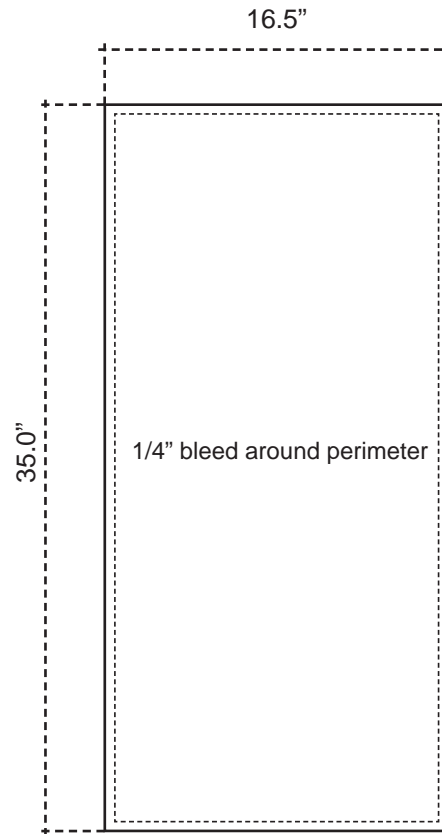
Finishing

Sew 1/2" Velcro to front perimeter of graphic

- A - The 4 corner notches are cut 1/2" in from the edge and 1/4"h x 3/4"w
- B - For the side notches - measure 31" up from the bottom of the graphic. Notch is 2.25"h x 0.25"w.
- C - Measure up an additional 13.875" from the top edge of the first notch. Notch is 3"h x 0.25"w

NOTE: These dimensions are for graphic layout purposes. Graphic needs to be cut and test fitted to frame.

NOTE: Graphic files must be @ 150 dpi Finished Size. DO NOT send Flattened Files. Production can not manipulate the content, proportion or color of these files.



RE-1214 Counter